

# PROPlus AKO-15640 Quick connection

## Operating as control panel for the Evaporator + Solenoid

### Application

Aimed at installations that do not require control of the Condensing unit, for example, Silensys, Optyma Plus or similar units.

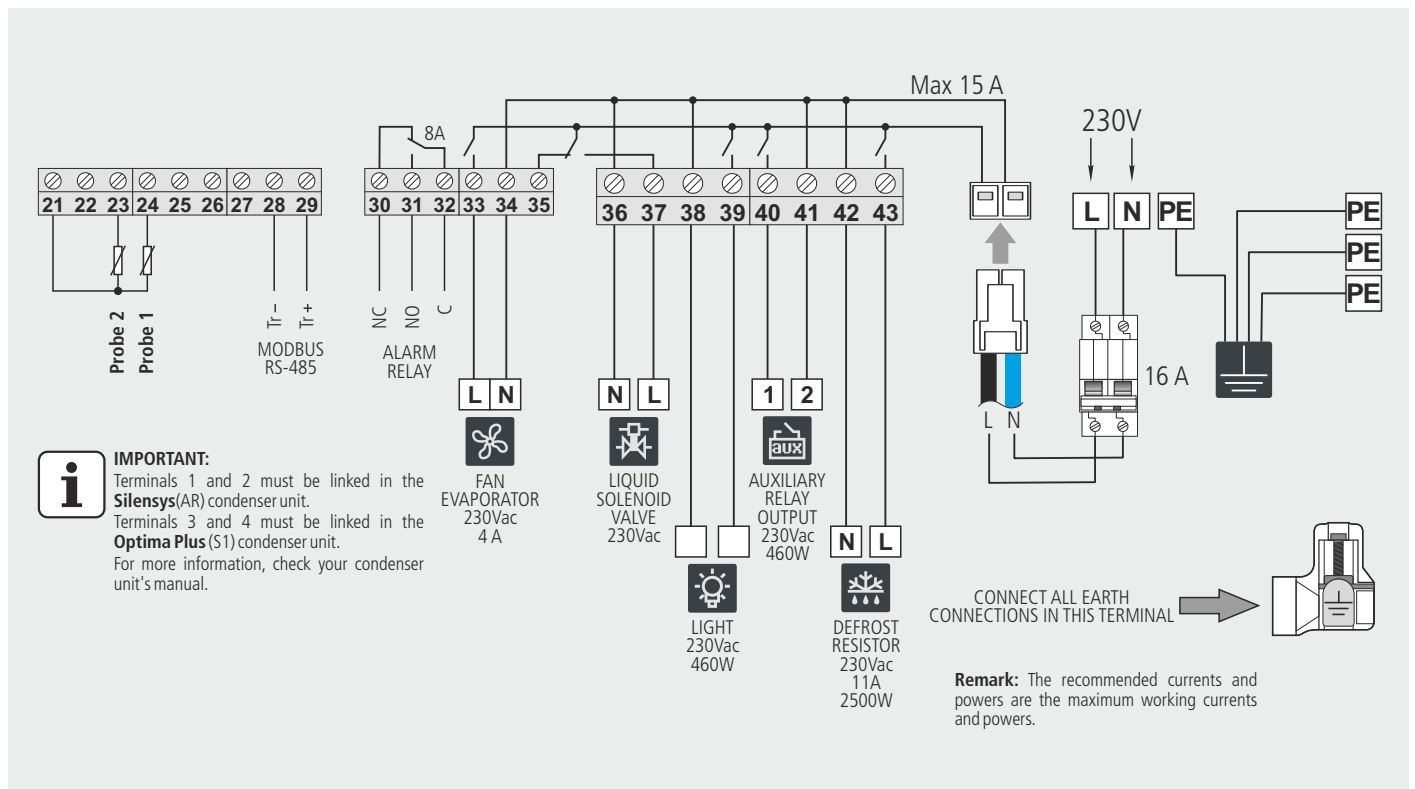
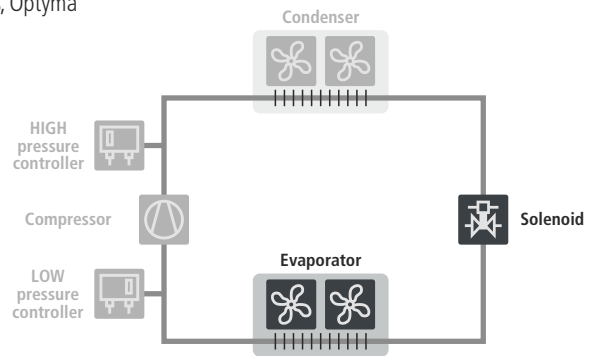
### Control

- Solenoid
- Evaporator fan
- Electric defrosting
- Cold room light

### Configuration

The following parameters must be configured:

- **Set Point:** Temperature to control (Set Point).
- **Connected sensors:** Probes 1 and 2.



# Operating as control panel for the Condenser + Evaporator + Solenoid

## Application

Aimed at installations that need to control the condenser unit and the liquid solenoid valve independently (Pump Down).  
Allows pressure controller status supervision.

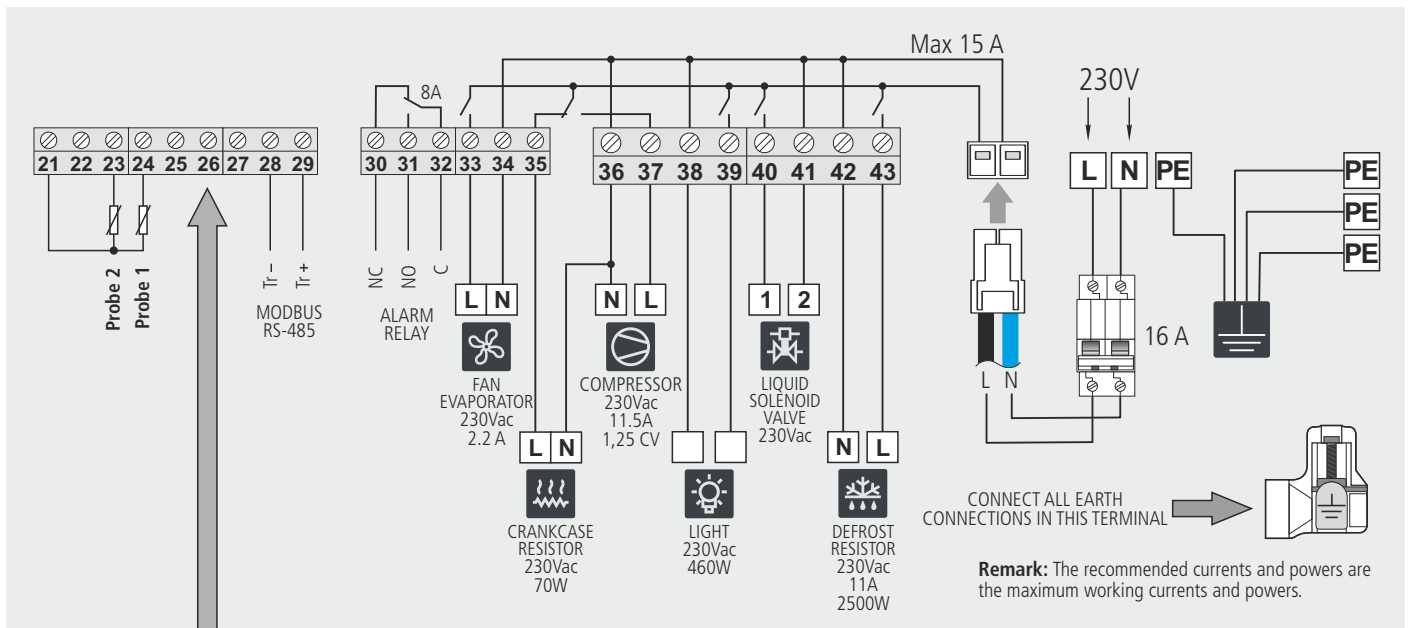
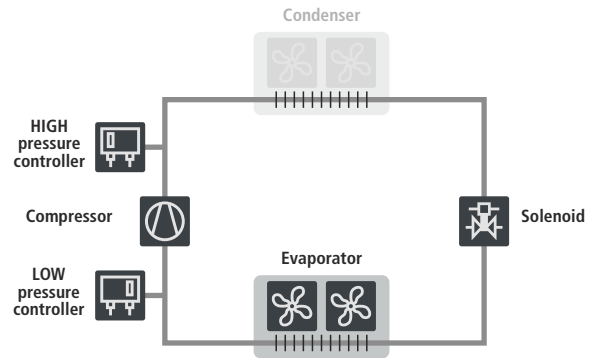
## Control

- Condensing unit
- Solenoid
- Evaporator fan
- Electric defrosting
- Cold room light
- HIGH / LOW Pressure controller

## Configuration

The following parameters must be configured:

- **Set Point:** Temperature to control (Set Point)
- **Connected sensors:** Probes 1 and 2
- **Input 1 configuration** (Terminals 25 and 27): Configure as "Low pressure input".
- **Input 1 polarity** : Configure according to type of pressure controller used (See attached table).
- **Input 2 configuration** (Terminals 26 and 27): Configure according to type of pressure controller used (See attached table).
- **Input 2 polarity** : Configure according to type of pressure controller used (See attached table).
- **Aux. relay configuration:** Configure as "Pump Down".



**Remark:** The recommended currents and powers are the maximum working currents and powers.

<p><b>Option 1:</b> 3 terminal dual pressure-controller</p> <p><b>Input 1 polarity:</b> : Normally closed</p>	<p><b>Option 2:</b> 4 terminal dual pressure-controller</p> <p><b>Input 1 polarity:</b> Normally open</p> <p><b>Input 2 configuration:</b> Severe external alarm / High pressure controller alarm</p> <p><b>Input 2 polarity:</b> Normally open</p>	<p><b>Option 3:</b> High pressure controller and Low pressure controller</p> <p><b>Input 1 polarity:</b> Normally open</p> <p><b>Input 2 configuration:</b> Severe external alarm / High pressure controller alarm</p> <p><b>Input 2 polarity:</b> Normally open</p>
---	---	--